

Campus Housing Index

Practical Data for Housing & Residence Life Professionals

PRESENTED BY
acuho-i | **acuho-i**
Making Campus Home | Foundation

ACUHO-I CAMPUS HOUSING INDEX REPORT

MARCH 2024

Live-In Staff Well-Being

The well-being of live-in staff is not only crucial for their individual lives, but also essential for creating a thriving and supportive environment for students. Just as students need care and support, so do the dedicated staff who live amongst them, serving as mentors, advisors, and problem-solvers. By prioritizing staff well-being through comprehensive resources, flexible work arrangements, and a culture of support, we ensure that staff can effectively fulfill their roles, fostering a positive living and learning community for all.

One aspect of the live-in professional staff role that affects well-being is responding to crisis incidents and working on-call hours. This report explores data related to on-call work and the types of crises responded to by live-in staff during the 2022-2023 academic year. This is the first year these data are available through the CHI.

On-Call Information

11 Average number of full-time, live-in professional staff

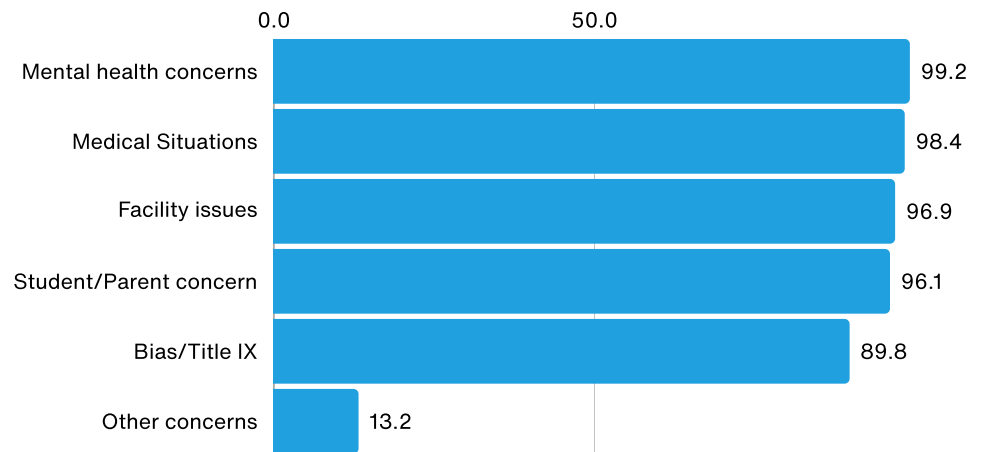
10 Average weeks on-call for full-time, live-in professional staff

6 Average weeks on-call at NWACUHO institutions (lowest by region)

9 Average weeks on-call at institutions with >30,000 students (lowest by undergraduate enrollment)

Types of Crisis Situations

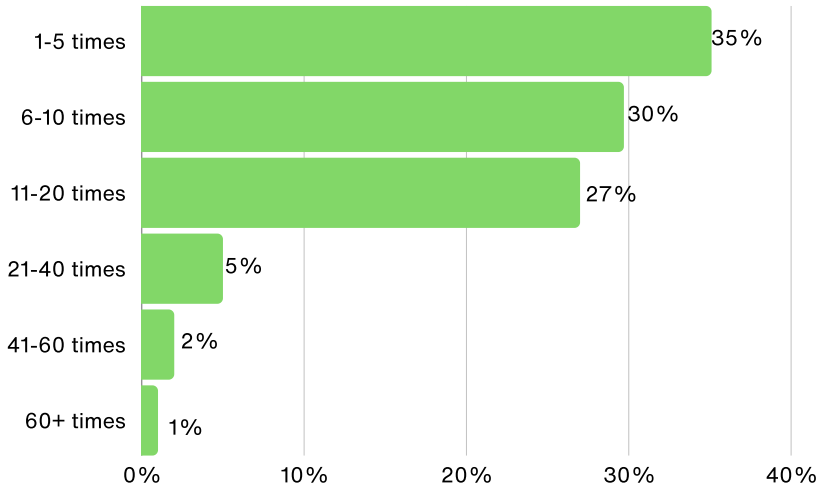
During the most recent semester, percentage of participating institutions at which live-in staff responded to these crisis situations



Other concerns included wellness checks, roommate conflict, student conduct violations, and weather.

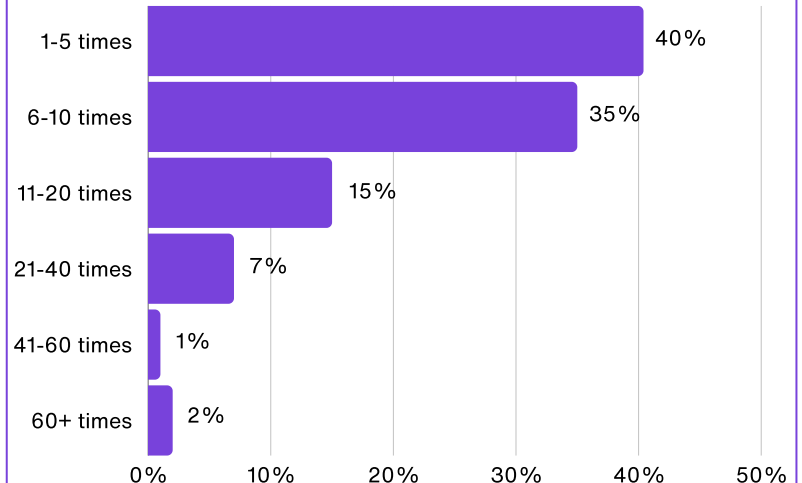
Crisis Response - Mental Health Concerns

Average frequency live-in staff responded to mental health crises in most recent semester

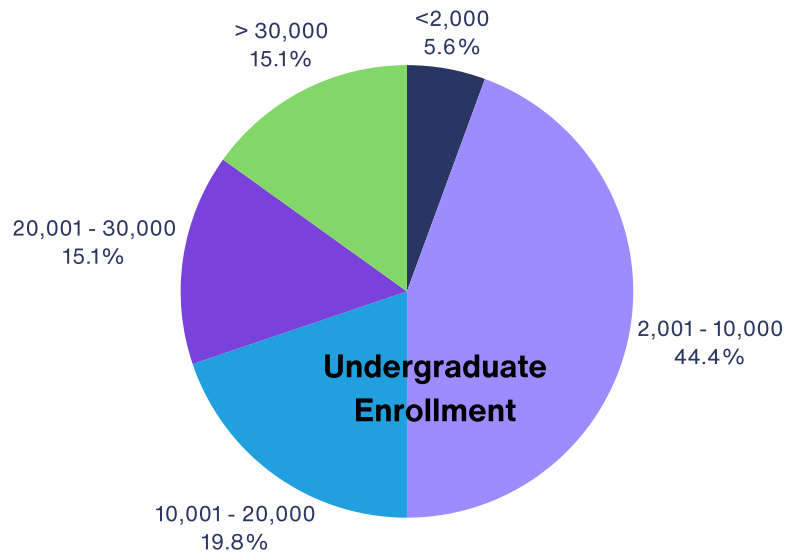
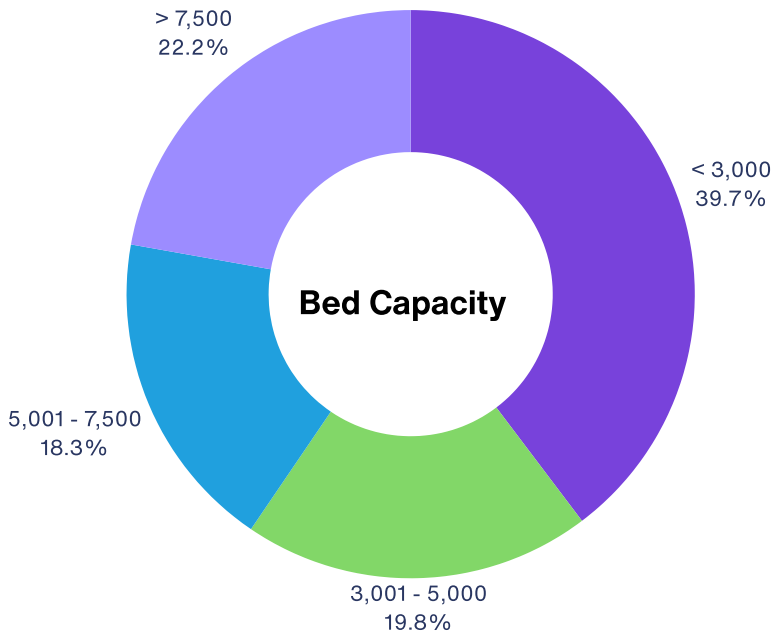
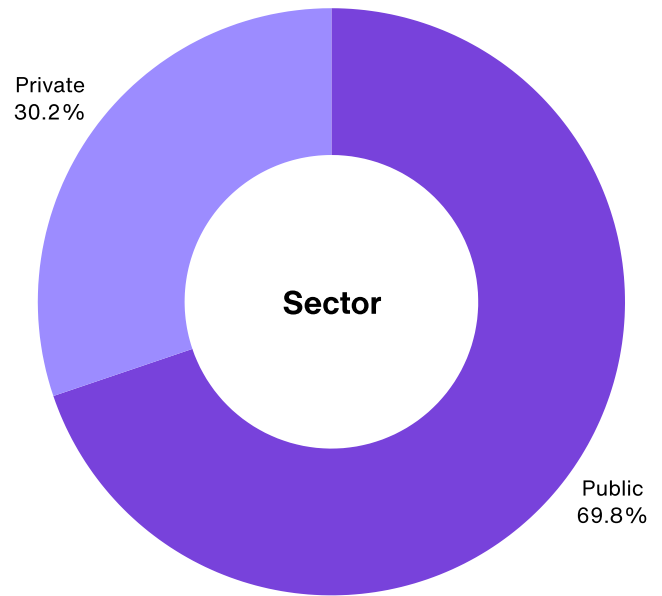
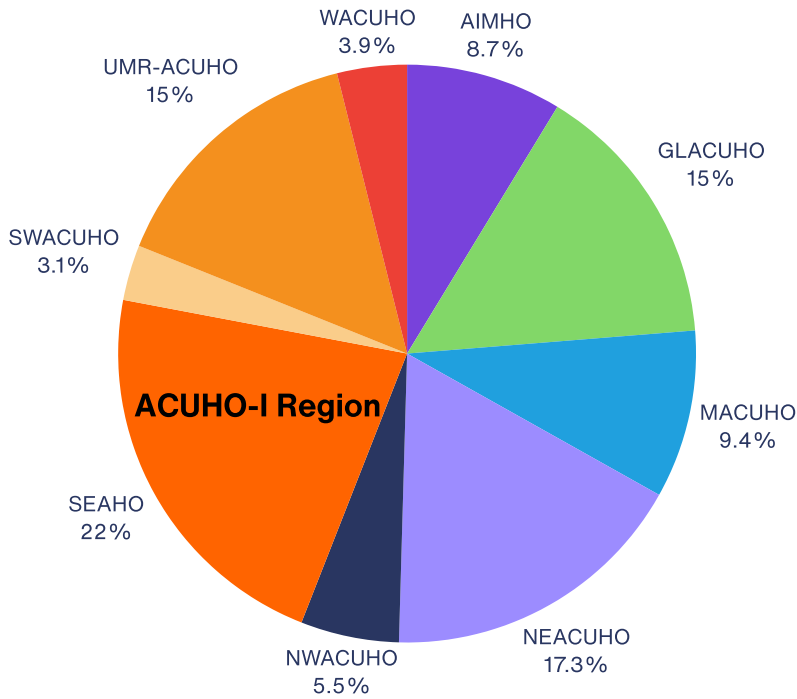


Crisis Response - Concern for Other Student(s)

Average frequency live-in staff responded to concerns from parents or students for other students in most recent semester



Characteristics of Institutions Represented in This Report



Learn more about the CHI



<https://acuho-i.org/campushousingindex>

CHI@acuho-i.org

The Campus Housing Index (CHI) is a data tool that allows campus-based professionals to compare their campus's operations against customized groups of similar campuses.

This report utilizes CHI data collected in 2023. All data are representative of the 2022-2023 academic year. In total, 174 institutions participated in data collection; a subset of 127 institutions are represented in the results presented.

This report was prepared by Tori Negash, Research Initiatives Manager at ACUHO-I.