

Campus Housing Index

Practical Data for Housing & Residence Life Professionals

PRESENTED BY
acuho-i | **acuho-i**
Making Campus Home | Foundation

Live-In Staff Educational Requirements

ACUHO-I Campus Housing Index Report | August 2025

Understanding the educational requirements for live-in staff is essential for benchmarking hiring practices and aligning with institutional goals. This report offers valuable insights into how institutions of varying sizes and types prioritize educational qualifications. In particular, it explores requirements for graduate degrees in Student Affairs or Higher Education (SA/HE). By examining these trends across sectors, bed capacities, and enrollment sizes, institutions can better assess their own standards and make informed decisions about recruitment and professional development.

Key Findings

Larger institutions and those with greater housing capacity are more likely to require or prefer specialized graduate education in Student Affairs or Higher Education for live-in staff. However, smaller institutions tend to be more flexible, often valuing experience or broader qualifications.

Overall Trends

Nearly half (49.6%) of participating institutions require a graduate degree in Student Affairs or Higher Education (SA/HE), while 28.1% accept any graduate degree. Only 12.4% do not require a graduate degree, and 9.9% prefer the SA/HE degree.

Differences by Sector

Half of both public and private institutions report requiring SA/HE graduate degrees. A higher percentage of public institutions require no graduate degree (13.9%) and accept any graduate degree (29.6%). Fifteen percent of private institutions prefer SA/HE graduate degrees compared to 7.4% of public institutions.

Differences by Bed Capacity

More than 40% of institutions with between 3,000-5,000 beds (41.7%) and 38.1% of institutions with 5,000-7,500 beds reported not requiring a graduate degree. Roughly 1 in 4 institutions with 3,000-5,000 (41.7%) and 5,000-7,500 beds (38.1%) do not require a graduate degree.

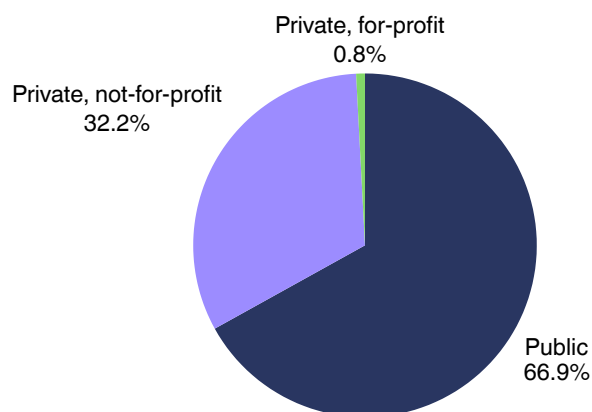
Differences by Enrollment Size

Institutions with more than 30,000 students prefer SA/HE degrees (61.9%), though only 4.8% require them. Half or more of institutions with 2,000-10,000 (50%) and 10,000-20,000 students (52%) prefer SA/HE degrees, but few require them. Around 1 in 3 institutions with 2,000-10,000 (30%) and 10,000-20,000 students (32%) do not require a graduate degree.

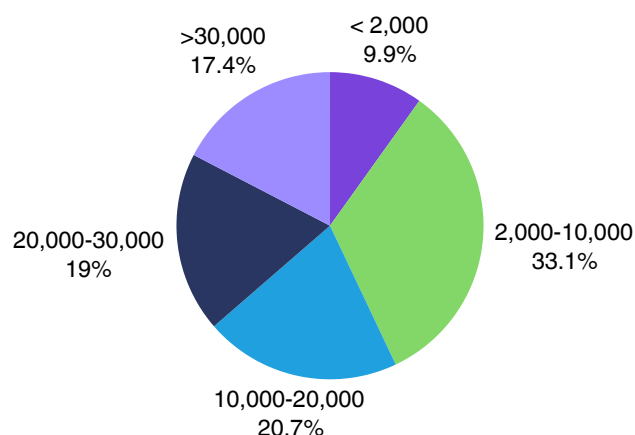
	No Graduate Degree	Any Graduate Degree	SA/HE Preferred	SA/HE Required
<i>Overall</i>	12.4%	28.1%	9.9%	49.6%
<i>Sector</i>				
Public	13.6%	29.6%	7.4%	49.4%
Private	10.0%	25.0%	15.0%	50.0%
<i>Bed Capacity</i>				
<3,000 beds	27.1%	10.4%	52.1%	10.4%
3,001-5,000 beds	41.7%	16.7%	33.3%	8.3%
5,001-7,500 beds	38.1%	14.3%	38.1%	9.5%
>7,500 beds	10.7%	10.7%	67.9%	10.7%
<i>Enrollment</i>				
< 2,000 students	25.0%	25.0%	33.3%	16.7%
2,001-10,000 students	30.0%	10.0%	50.0%	10.0%
10,001-20,000 students	32.0%	16.0%	52.0%	0.0%
20,000-30,000 students	26.1%	8.7%	43.5%	21.7%
>30,000 students	23.8%	9.5%	61.9%	4.8%

Participating Institution Characteristics

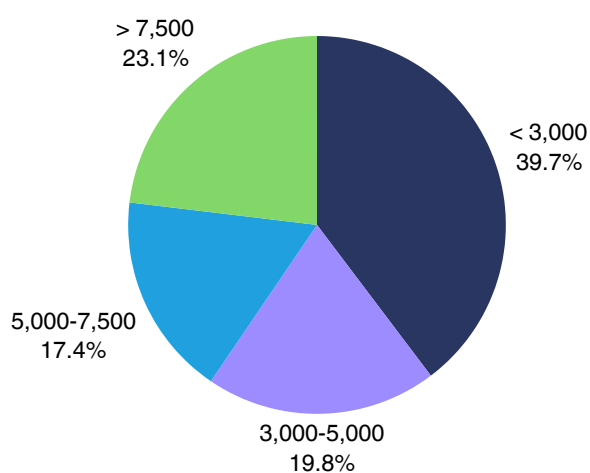
Institutional Sector



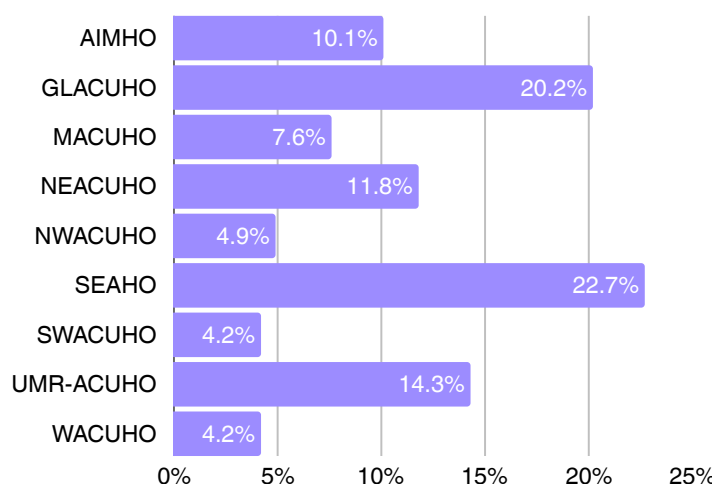
Undergraduate Enrollment



Bed Capacity



ACUHO-I Region



The Campus Housing Index (CHI) is a data tool that allows campus-based professionals to compare their campus operations against customized groups of similar campuses.

This report utilizes CHI data collected in 2024. All data are representative of the 2023-2024 academic year. In total, 155 institutions participated in data collection; a subset of 121 institutions are represented in the results presented.

This report was prepared by Tori Negash, Ph.D., Research Initiatives Manager at ACUHO-I.

Learn more about the CHI by visiting <https://www.acuho-i.org/resources/chi/> or contacting CHI@acuho-i.org.